

EB TARGET VOLATILITY 8

This internal branch 23 investment fund is marketed by Allianz Benelux SA/NV in the group insurances. Your payments are converted into units of the fund and are assigned to the contract.

INVESTMENT POLICY


The assets of the internal investment fund are 100% invested in the sub-fund **Allianz Strategy 50** of the open-ended investment company with variable share capital (SICAV) **Allianz European Pension Investments**, organised under the laws of Luxembourg.

The sub-fund invests to a variable extent in international equity markets and in the market for euro bonds. Applying a quantitative approach, management lowers the investment in stocks in phases of high market volatility and raises it in phases of low volatility. Overall, it strives to achieve a return that is comparable to the return of a mixed portfolio investing 50% in international stocks and 50% in medium-term euro bonds.

SUMMARY RISK INDICATOR (SRI)

Lower risk
Typically lower rewards

Higher risk
Typically higher rewards



The summary risk indicator is a guide to the level of risk of this Fund compared to other products. It shows how likely it is that the Fund will lose money because of movements in the markets or because we are not able to pay you. The sub-fund invests in financial markets and uses techniques and instruments which are subject to fluctuations, which can result in gains or losses.

Due to the stock portion in the sub-fund, depreciations are possible. In periods of rising interest rates, interest fluctuations can also cause depreciations of the bonds.

RECOMMENDED HOLDING PERIOD

3 years

LAUNCH DATE

15/12/2015

PERFORMANCE¹

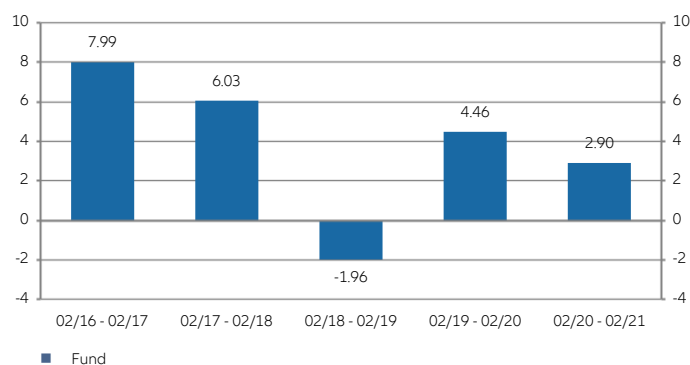
28/02/2021	Since 1/1	1 month	3 months	6 months	1 year	3 years	3 yrs (p.y.)	5 years	5 yrs (p.y.)	2016	2017	2018	2019	2020	NAV*
Fund	-0.16%	-0.22%	0.82%	3.42%	2.90%	5.38%	1.76%	20.66%	3.83%	4.44%	8.97%	-8.30%	16.88%	-2.62%	120.07 €

*net asset value per unit

TRACK-RECORD OF THE NAV OVER 5 YEARS¹



ANNUAL PERFORMANCE (%)¹



RISK/RETURN RATIOS

	3 years	5 years
Sharpe ratio	0.24	0.56
Volatility (%)	8.95	7.48

MORNINGSTAR RATING™

Allianz Strategy 50 - EUR

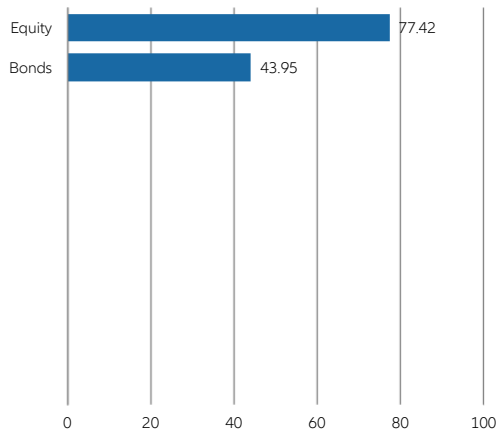


Rating on a scale from 1 to 5 on 28/02/2021. Morningstar evaluates the investment funds based on a weighted average of the returns over a period of 3, 5 and 10 years. The investment funds are then ordered within their Morningstar categories by risk/return ratio. The top 10% are awarded 5 stars, the bottom 10% gets 1 star. Also see the "© 2020 Morningstar, Inc." footnote at the bottom of the last page of this report.



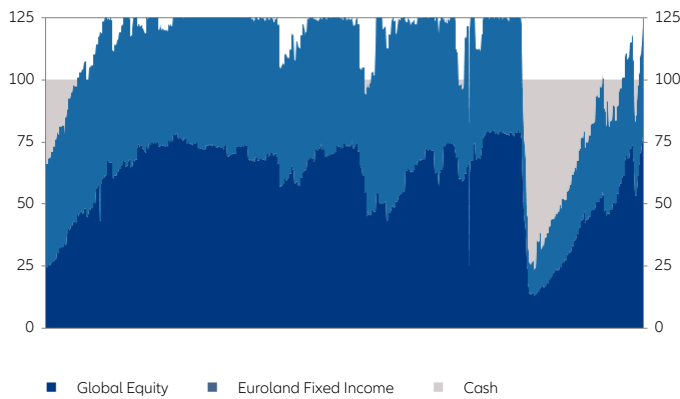
PORTFOLIO STRUCTURE INTERN FUND

Exposure to return-generating asset classes²

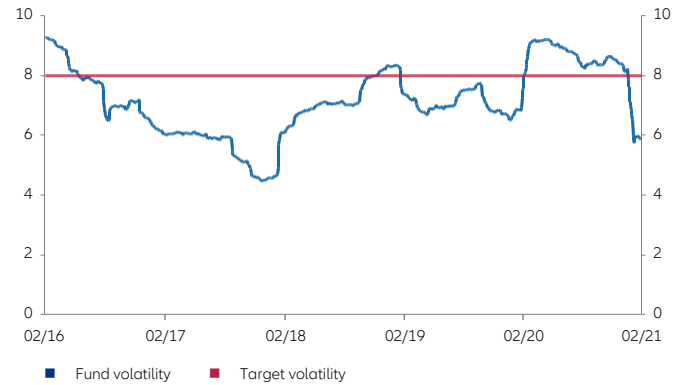


HISTORICAL BREAKDOWN AND VOLATILITY OF THE UNDERLYING FUND

ALLOCATION OVER TIME (%)³



VOLATILITY OVER TIME (%)⁴



STRENGTHS

- + Steady interest income on bonds, capital gains opportunities on declining interest rates.
- + High return potential of stocks in the long run.
- + Broad diversification across numerous securities.

RISKS

- High volatility of stocks, losses possible. The sub-fund unit price may be subject to increased volatility.
- Interest rates vary, bonds suffer price declines on rising interest rates.
- Limited participation in the yield potential of single securities.

KEY INFORMATION ON THE UNDERLYING FUND

Management company	Allianz Global Investors GmbH
Launch date	14/06/2013 for the underlying Fund of EB Target Volatility 8 (share class IT) 1/07/2008 for the reference Fund used in part II (share class CT)

**FUND MANAGER**

Cordula Bauss
(since 01/06/2018)

MANAGER COMMENTS

Global equities closed February modestly higher as the ongoing rollout of COVID-19 vaccines and the prospect of massive US fiscal stimulus lifted hopes of economic recovery. However, global stocks subsequently came off the best as sentiment, particularly towards highly valued growth stocks, was negatively affected by the ongoing rise in inflation expectations. The sell-off in global bonds continued, with yields moving sharply higher. Taken with their weak performance in January, bonds have now suffered the worst start to a year since 2015 amid fears that the rollout of COVID-19 vaccines may spur economic growth and fan inflation.

In this market environment, the fund posted a slightly negative performance. This was primarily due to the bond part of the portfolio which detracted from performance in an environment of rising yields. The equity sleeve of the portfolio gained in value but could not fully compensate for this. Over the course of the month, the investment degree of the fund rose to about 121%. Equities accounted for round 77% of the portfolio, while exposure to bonds was at ca. 44%.

IMPORTANT REMARKS

- The general terms and conditions, the management regulations and the latest monthly factsheet are available free of charge at your insurance broker and at www.allianz.be / Documents. Read them carefully.
- Allianz does not guarantee the reimbursement of the capital, nor the value and evolution of the units. The policyholder bears the entire financial risk.
- The values of the units are available at www.allianz.be > Liens directs > Valeurs d'inventaire des fonds d'investissements (branche 23).
- Belgian law is applicable and the country of origin of the insurance company is Belgium.
- Without prejudice to the possibility of initiating legal proceedings, you can direct any complaints about the execution of the contract to the Allianz Benelux Complaints Department: Blvd du Roi Albert II 32, 1000 Bruxelles, tel. 02/214.77.36, fax 02/214.61.71, complaintscustomer@allianz.be, www.allianz.be.

If you are not satisfied with the response from our Complaints Department, you can contact the Insurance Ombudsman: Square de Meeûs 35, 1000 Bruxelles, tel. 02/547.58.71, fax 02/547.59.75, info@ombudsman.as, www.ombudsman.as.

As an insurer, Allianz Benelux is obliged to participate in a procedure for out-of-court settlement of consumer disputes.

The Insurance Ombudsman is a qualified entity to seek a solution to an insurance dispute outside the judicial system.

¹ The costs that are charged directly to the fund are included in the net asset value (NAV) and in the return. These are gross performances that do not take account of front-load and back-load fees or the premium tax that is charged to the contract. This past performance is not a reliable indicator for future performances.

² For derivatives, economic exposure of the instruments is considered.

³ The fund can be leveraged and the maximum investment degree is currently set at 125%.

⁴ Volatility target management component was added in Q3 2009. The volatility target is currently set at 8%.

© 2021 Morningstar, Inc. All rights reserved. The information contained herein: (1) is proprietary to Morningstar and/or its content providers, (2) may not be copied or distributed and (3) is not warranted to be accurate, complete, or timely. Neither Morningstar nor its content providers are responsible for any damages or losses arising from any use of this information. Past performance is no guarantee of future results.

The sub-fund in which the internal investment fund invests is managed by Allianz Global Investors GmbH, Luxembourg Branch, a portfolio management company, recognised by the Bundesanstalt für Finanzdienstleistungsaufsicht. GmbH with a shareholders equity of EUR 49,900,700. HRB (register of companies) 9340 - Frankfurt am Main. 6A, route de Trèves - L-2633 Senningerberg, Luxembourg - Tel: +35 2 463 463 - 1. www.allianzgi.com

This document is a translation of the original monthly report in Dutch and French, which are the only official versions.

